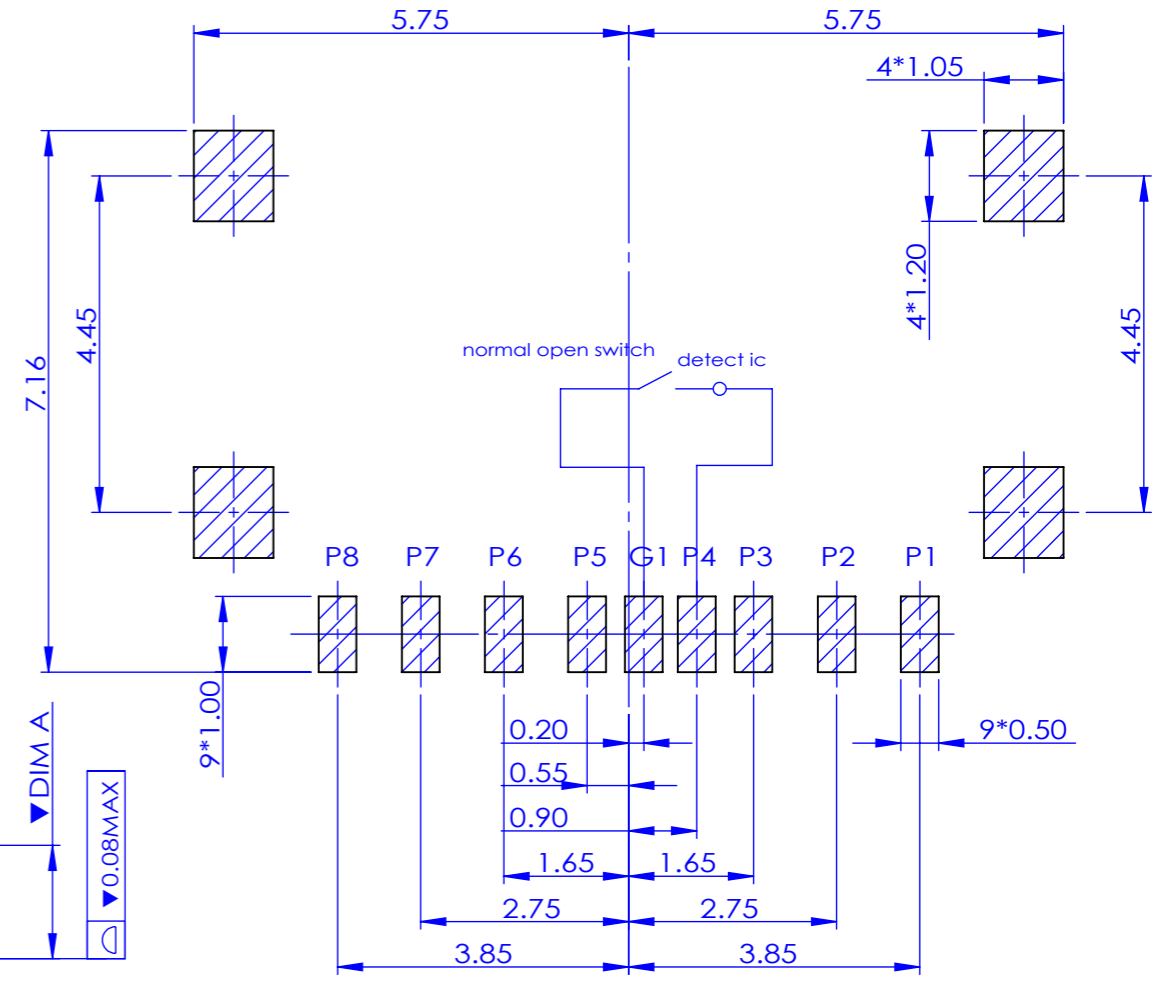
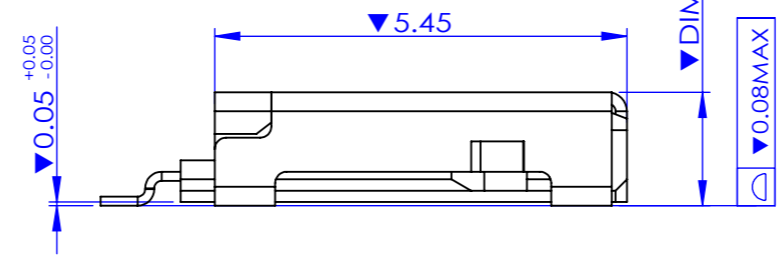
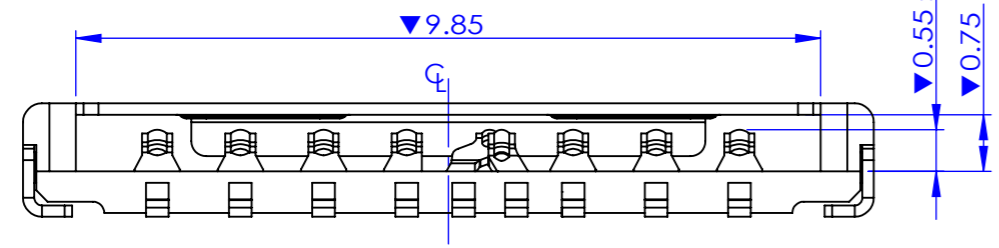
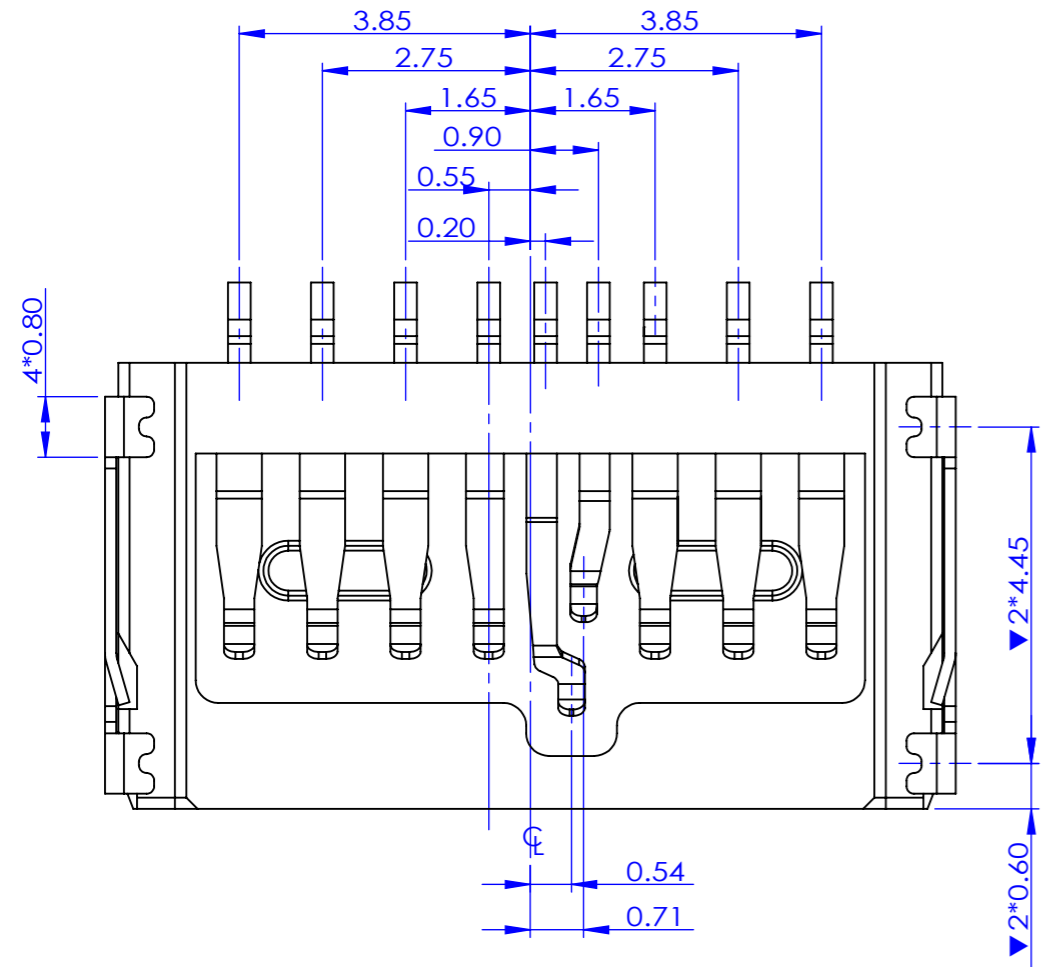


P/N	DIM A	高度标示 ΔB
T10-BB09F130	1.35	13
T10-BB09F150	1.50	15
T10-BB09F170	1.70	17

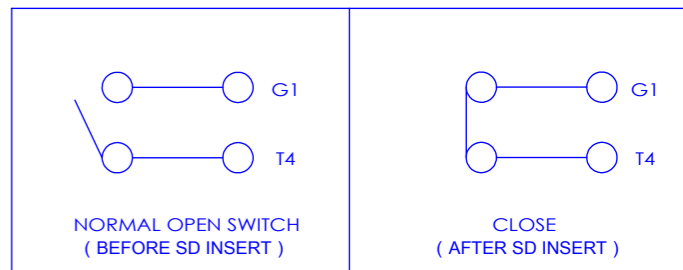


P.C.B LAYOUT (TOLERANCE:±0.05)



- NOTES:
- MATERIAL:
HOUSING:LCP,BLACK,UL 94V-0
CONTACT:C5210-SH,T=0.12MM
SHELL:SUS304-H T=0.15MM
 - FINISH
CONTACT:
50U" NI MIN UNDER PLATED OVER ALL
Au 1u" MIN ON CONTACT AND SOLDER AREA
SHELL:
50U" NI MIN UNDER PLATED OVER ALL
Au 1u" MIN ON SOLDER TAIL AREA
 - ALL DIMENSIONS MARKED ▼ MUST BE CONTROLLED BY QC
 - RATED PARAMETERS OF CONNECTOR
4-1.Operating temperature: -40a to 70a
4-2.Rated Current: 0.5A
4-3.Rated Voltage: 30V DC Per Contact
 - ELECTRICAL MECHANICAL ENVIRONMENTAL
5-1.Dielectric withstanding Voltage : 500V AC 1min.
5-2.Insulation Resistance: 1000 MΩMin.
5-3.Normal Force: 30g Min. Per Pin
5-4.Durability: 3000 cycles
5-5.Contact Resistance: 50mΩ MAX.
 - SALT SPRAY:48H

T-CARD PIN NO.	PIN NO.
P1	DAT2
P2	CD/DAT3
P3	CMD
P4	VDD
P5	CLK
P6	VSS
P7	DATO
P8	DAT1
G1	SWITCH



REV.	ECN NO.	DESCRIPTION	DATE	REV. A	FINISH: SEE NOTE	UNITS: mm	GENERAL TOLERANCE	DRAW:	PART NO:
C	E1708266A	盐雾由24H变更为48H	08/16/2017	DATE: 04/07/2015	X. ±0.20 .X ±0.15	X.° ±2.00° .X° ±1.00°		CHECKED:	T10-BB09FXX0
B	E1508305A	增加高度标示	08/27/2015	SCALE: 10/1	.XX ±0.10 .XXX ±0.05		APPROVE:	TITLE: T-FLASH CARD 成品H=1.35&1.50&1.70mm	
A		NEW	04/07/2015	SHEET: 1/1				DRAWING NO:	